
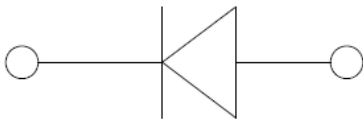


Zener Diodes



Features

- P_{tot} 5.0W
- V_z 3.3V-200V



■ Limiting Values (Absolute Maximum Rating)

Item	Symbol	Unit	Conditions	Limit
Power dissipation	P_{tot}	W	$L=9.5mm, T_L=75^\circ C$	5.0
Zener current	I_z	mA		P_V / V_z
Storage temperature range	T_{stg}	$^\circ C$		-55 to +150

■ Electrical Characteristics ($T_a=25^\circ C$ Unless otherwise specified)

Item	Symbol	Unit	Conditions	Limit
Thermal resistance	$R_{\theta JA}$	$^\circ C/W$	$T_L=75^\circ C$ junction to ambient air, $T_L=75^\circ C$	20
Forward voltage	V_F	V	$I_F=1.0A$	1.2

■ Electrical Characteristics ($T_a=25^\circ C$ Unless otherwise specified)

Part Number	Nominal Zener voltage	Test current	Maximum dynamic impedance			Maximum reverse leakage current		Maximum Zener current
	V_z at I_{ZT}	I_{ZT}	Z_{ZT} at I_{ZT}	Z_{ZK} at I_{ZK}	I_{ZK}	IR	Test voltage V_R	I_{ZM}
	V	mA	Ω	Ω	mA	μA	V	mA
1N5333B	3.3	380	3.0	400	1	300	1.0	1440
1N5334B	3.6	350	2.5	500	1	150	1.0	1320



1N53 SERIES

1N5335B	3.9	320	2.0	500	1	50	1.0	1220
1N5336B	4.3	290	2.0	500	1	10	1.0	1100
1N5337B	4.7	260	2.0	450	1	5.0	1.0	1010
1N5338B	5.1	240	1.5	400	1	1.0	1.0	930
1N5339B	5.6	220	1.0	400	1	1.0	2.0	865
1N5340B	6.0	200	1.0	300	1	1.0	3.0	790
1N5341B	6.2	200	1.0	200	1	1.0	3.0	765
1N5342B	6.8	175	1.0	200	1	10	5.2	700
1N5343B	7.5	175	1.5	200	1	10	5.7	630
1N5344B	8.2	150	1.5	200	1	10	6.2	580
1N5345B	8.7	150	2.0	200	1	10	6.6	545
1N5346B	9.1	150	2.0	150	1	10	6.9	520
1N5347B	10	125	2.0	125	1	7.5	7.6	475
1N5348B	11	125	2.5	125	1	5	8.4	430
1N5349B	12	100	2.5	125	1	2	9.1	395
1N5350B	13	100	2.5	100	1	1	9.9	365
1N5351B	14	100	2.5	75	1	1	10.6	340
1N5352B	15	75	2.5	75	1	1	11.5	310
1N5353B	16	75	2.5	75	1	1	12.2	295
1N5354B	17	70	2.5	75	1	0.5	12.9	280
1N5355B	18	65	2.5	75	1	0.5	13.7	265
1N5356B	19	65	3	75	1	0.5	14.4	250
1N5357B	20	65	3	75	1	0.5	15.2	237
1N5358B	22	50	3.5	75	1	0.5	16.7	216
1N5359B	24	50	3.5	100	1	0.5	18.2	198
1N5360B	25	50	4	110	1	0.5	19	190
1N5361B	27	50	5	120	1	0.5	20.6	176
1N5362B	28	50	6	130	1	0.5	21.2	170
1N5363B	30	40	8	140	1	0.5	22.8	158
1N5364B	33	40	10	150	1	0.5	25.1	144



1N53 SERIES

1N5365B	36	30	11	160	1	0.5	27.4	132
1N5366B	39	30	14	170	1	0.5	29.7	122
1N5367B	43	30	20	190	1	0.5	32.7	110
1N5368B	47	25	25	210	1	0.5	35.8	100
1N5369B	51	25	27	230	1	0.5	38.8	93
1N5370B	56	20	35	280	1	0.5	42.6	86
1N5371B	60	20	40	350	1	0.5	45.5	79
1N5372B	62	20	42	400	1	0.5	47.1	76
1N5373B	68	20	44	500	1	0.5	51.7	70
1N5374B	75	20	45	620	1	0.5	56	63
1N5375B	82	15	65	720	1	0.5	62.2	58
1N5376B	87	15	75	760	1	0.5	66	54.5
1N5377B	91	15	75	760	1	0.5	69.2	52.5
1N5378B	100	12	90	800	1	0.5	76	47.5
1N5379B	110	12	125	1000	1	0.5	83.6	43
1N5380B	120	10	170	1150	1	0.5	91.2	39.5
1N5381B	130	10	190	1250	1	0.5	98.8	36.6
1N5382B	140	8	230	1500	1	0.5	106	34
1N5383B	150	8	330	1500	1	0.5	114	31.6
1N5384B	160	8	350	1650	1	0.5	122	29.4
1N5385B	170	8	380	1750	1	0.5	129	28
1N5386B	180	5	430	1750	1	0.5	137	26.4
1N5387B	190	5	450	1850	1	0.5	144	25
1N5388B	200	5	480	1850	1	0.5	152	23.6

Suffix 'B' denotes 5% tolerance which is standard .



1N53 SERIES

Ordering Information (Example)

PREFERRED P/N	PACKING CODE	UNIT WEIGHT(g)	MINIMUM PACKAGE(pcs)	INNER BOX QUANTITY(pcs)	OUTER CARTON QUANTITY(pcs)	DELIVERY MODE
1N53 SERIES	D1	Approximate 1.2	1250	1250	12500	TB

Characteristics(Typical)

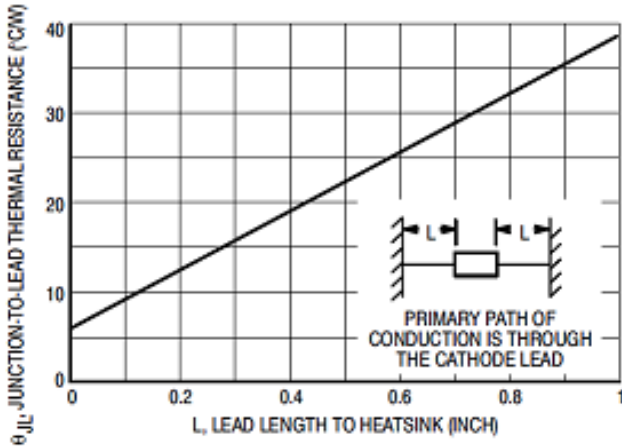


Figure 1. Typical Thermal Resistance

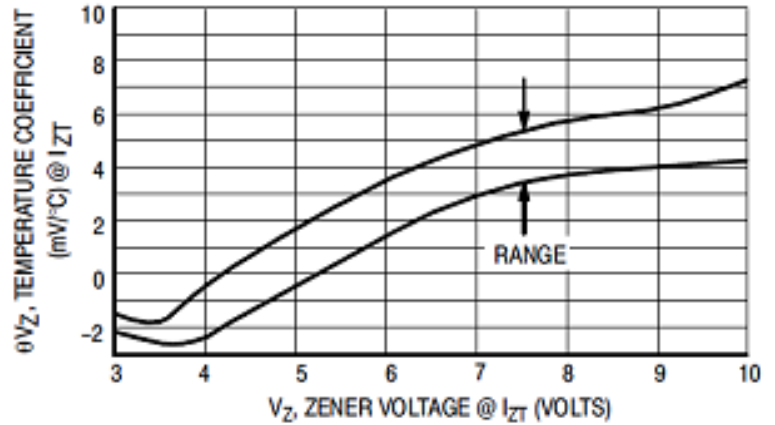


Figure 2. Temperature Coefficient-Range for Units 3 to 10 Volts

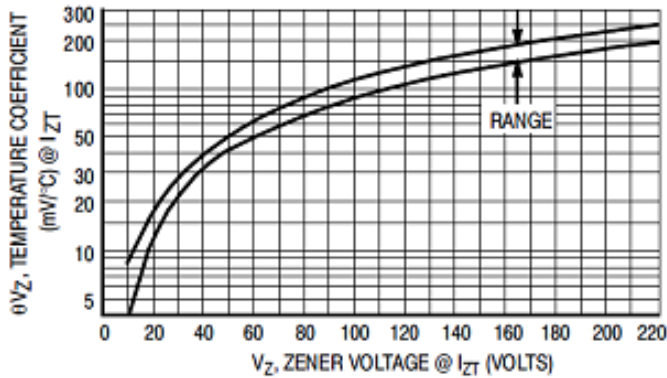


Figure 3. Temperature Coefficient-Range for Units 10 to 220 Volts

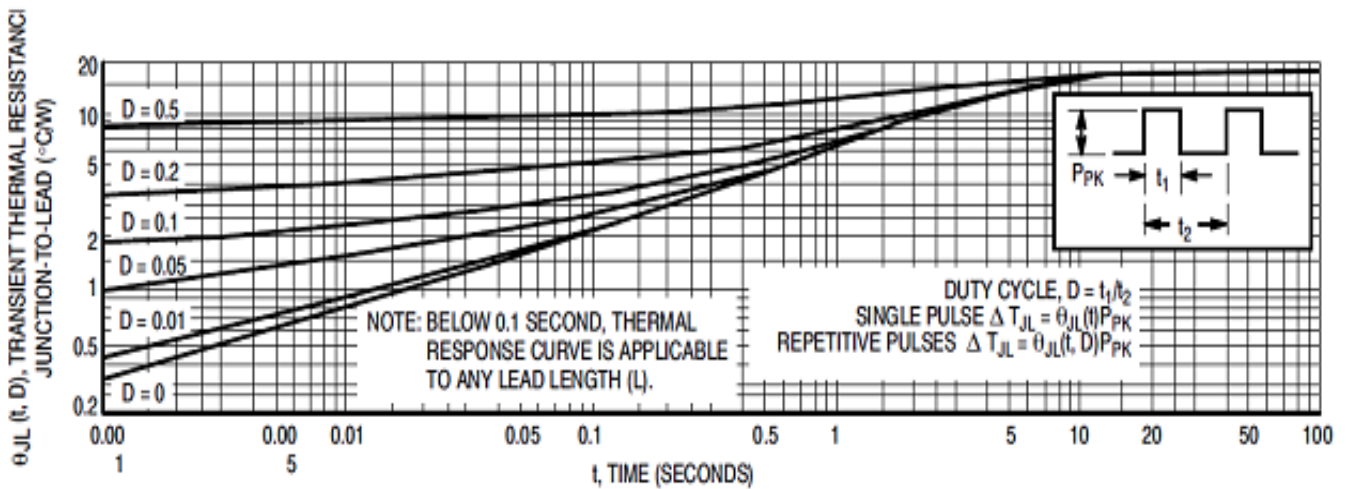
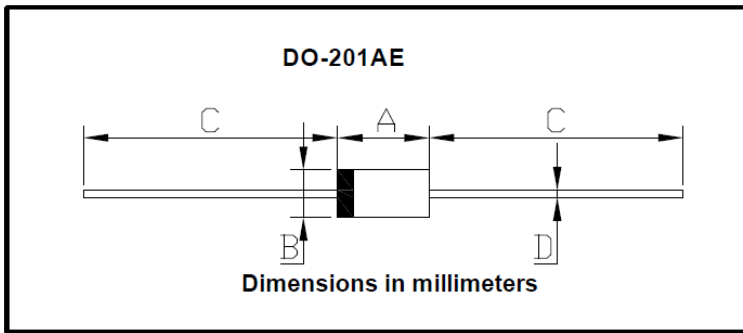


Figure 4. Typical Thermal Response
L, Lead Length = 3/8 Inch



1N53 SERIES

■ Outline Dimensions



DO-201AE		
Dim	Min	Max
A	8.50	9.50
B	5.00	5.60
C	25.4	/
D	0.96	1.07



1N53 SERIES

Disclaimer

The information presented in this document is for reference only. Yangzhou Yangjie Electronic Technology Co., Ltd. reserves the right to make changes without notice for the specification of the products displayed herein to improve reliability, function or design or otherwise.

The product listed herein is designed to be used with ordinary electronic equipment or devices, and not designed to be used with equipment or devices which require high level of reliability and the malfunction of which would directly endanger human life (such as medical instruments, transportation equipment, aerospace machinery, nuclear-reactor controllers, fuel controllers and other safety devices), Yangjie or anyone on its behalf, assumes no responsibility or liability for any damages resulting from such improper use of sale.

This publication supersedes & replaces all information previously supplied. For additional information, please visit our website [http:// www.21yangjie.com](http://www.21yangjie.com) , or consult your nearest Yangjie's sales office for further assistance.